



Download Instructions for the RRM programme

Please use the link in the email you received for downloading the programme.

The following instructions will guide you through the rest of the process:

1. Click on the link.
2. If you are not automatically transported to the webpage when you click on the link above, please do the following:
 - 2.1. Copy the link provided.
 - 2.2. Open the web browser you are using (Internet Explorer or Mozilla Firefox), and paste the copied text into the address bar:



This will take you to the 4shared.com website, and the following screen should be displayed:

The screenshot shows the 4shared.com website interface. At the top, there is a logo for "4shared FREE FILE SHARING" and a search bar. Below the logo, there are navigation links: "Sign Up", "Log In", "Join Premium", "Feedback", and "Report abuse". A language dropdown menu is set to "English".

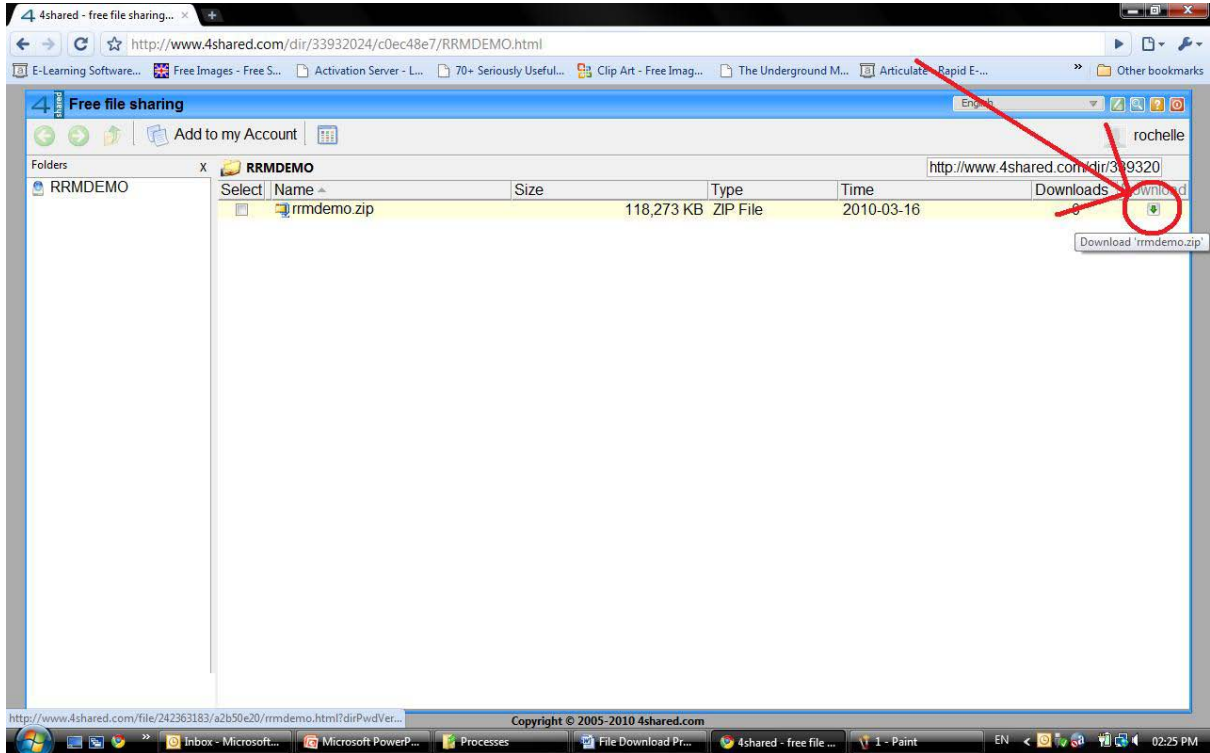
The main content area displays a folder named "RRMDEMO" with a yellow folder icon. To the right of the folder name is a "Free Sign Up >>" button. Below the folder name, there are two password prompts: "You must enter a password to access this folder." and "Please enter a password to access this folder." with an "Ok" button.

On the right side of the folder view, there is a "Send Private Message" button. Below that is an "Upload to 4shared" section with a "Choose File" button, the text "No file chosen", and an "Upload" button with a green arrow icon.

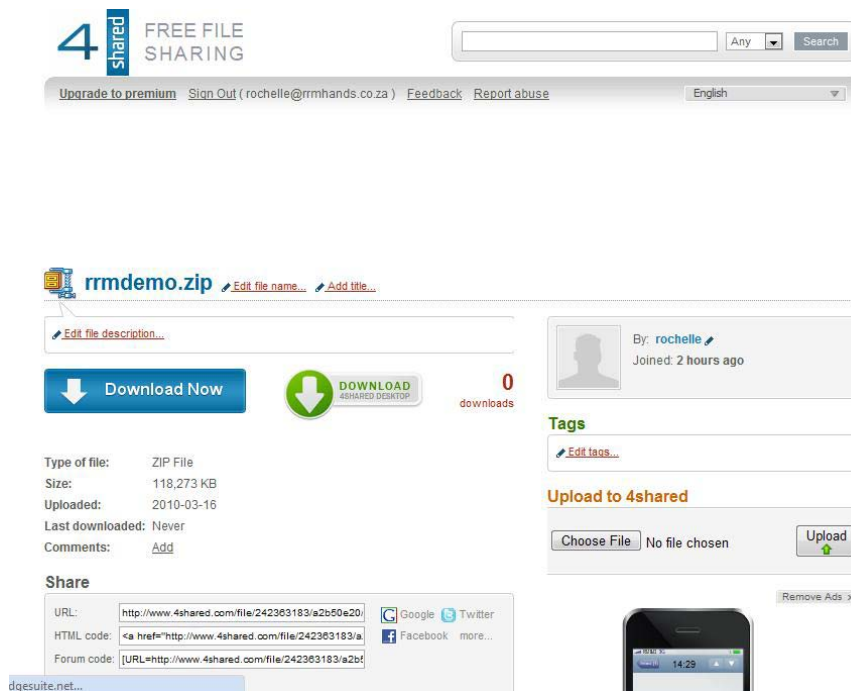
At the bottom right, there is a "Featured Files" section listing three games by Alawar Games: "Joan Jade and the Gates of Xibalba", "1001 Nights: The Adventures Of Sindbad", and "Mahjongg Artifacts 2".

At the bottom left, there is a small blue bar with the text "suite.net...".

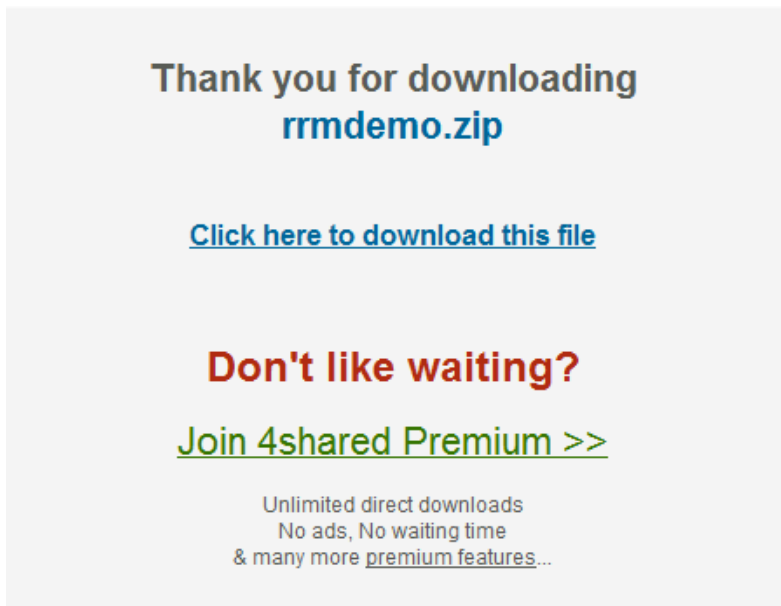
3. Enter the password that has been given to you in the email.
4. Click the tiny green arrow that appears below the "Download" heading on the screen.



5. The following screen will appear:



6. The following screen will appear:



7. When you click on the "Click here to download this file" link, you might be prompted for the password again.
8. Enter the password and download the programme.
9. Click on the "Click here to download this file" link in order to start downloading the programme. (A dialogue box could appear after the download has completed. Select "save" if it does.)
10. Choose the location you want to save the file in. (Recommended location is on the desktop), and click save. The file will now start downloading to your computer. This might take several minutes, depending on your internet connection and the size of the file.
11. Once the file has finished downloading, right click on the file and select "extract all".
12. Choose the location for where you would like the file to be extracted to. (Recommended location is on the desktop).

After the files have extracted successfully, double click on the red "a" icon.



The programme will now start loading on your computer.

For any assistance during this process, please feel free to contact RRM at 082 889 2841.

